

January 3, 2011

Updated January 2, 2017

800-424-2432

# Premier® Folding Tables

General Information



Premier® Round Leg Table

## Features

Lightweight core

•

High-pressure laminate top

•

Bullnose edge

•

Round legs

•

## General Dimensions

Standard height


29"

Width range

18 - 36"

Length range

60 - 96"



### Solid Core (Bench and Round Tables Only)

- A. .030" thick, high-pressure laminate surface.
- B. 1-1/8" thick for benches, 5/8" thick for round tables, high-density, high-strength solid core top.
- C. Standard one-piece, roll-formed, 18-gauge steel apron.
- D. Extruded vinyl bullnose edge. Bradded at the joint.

## SPECIFICATIONS

### Table, Legs and Frames

Legs fold in pairs. Constructed of 18-gauge seam-welded tubular steel. Folding linkage, hinges, locks and fastening hardware of die-formed steel. Aprons are roll-formed for solid, one-piece construction, fastened to top with screws spaced approximately 12" apart.

### Rectangular Tables, Round Legs

1-1/8" o.d. steel tubing. Powder coated legs have non-marring polypropylene feet; chrome legs have self-leveling glides.

### Wishbone Folding Legs

18" wide tables have 1" o.d. steel tubing with knifelock hinge. 16-gauge, 1-5/8" die-formed steel apron.

### Table Tops

Rectangular and square tables feature routed cellular core construction by means of a high-density particleboard substrate.

Extruded vinyl edges are "T" shaped with serrations mechanically locked into table with brads at the joint.

KI tables can hold a maximum of 1.5 lbs for each inch of perimeter evenly distributed over the top.

### Round Table Legs

1" O.D., 14-gauge steel tubing. 16-gauge, 2 3/8" die-formed steel apron.

### Round Tops

Round tops are 5/8" thick solid core. 1 1/8" thick solid core high-density particleboard with .030" high-pressure melamine laminate surface with .030" phenolic backer.

### Laminate Surfaces

Premier® series tables are 3/4" thick. Simulated woodgrain tops are .030" high-pressure laminate with .030" laminate backing sheet.

### Finish

Nonchipping electrostatically applied baked on powder-coating.



Premier® Adjustable Height Table



Premier® Round Table

**Features**

Solid core top		•
Lightweight core	•	
High-pressure laminate top	•	•
Bullnose edge	•	•
Round legs	•	•



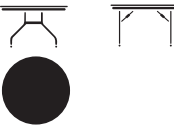
**General Dimensions**

Standard height		29"
Width range	30 - 36"	60 "
Length range	72 - 96"	
Adjustable height range	23-3/4 - 34-3/4"	

**INFORMATION**

**Warranty**  
Refer to KI Terms & Conditions document  
or visit [ki.com](http://ki.com)

## Premier® Folding Tables

	MODEL	SIZE	MODEL NUMBER				Approx. Packaged Weight
			Basic Model	Laminate Color	Edge Color	Leg Color	
 RTP	<b>Fixed Height Folding Table - Lightweight Core Top</b> <ul style="list-style-type: none"> <li>Lightweight core top</li> <li>High-pressure laminate surface and backer with bullnose edge</li> <li>Apron color based on the leg color selected, brown goes with brown and beige legs, all others will get black</li> <li>Legs equipped with safety lock</li> <li>Polyalloner feet</li> </ul>	24 x 72"	TP6	<input type="checkbox"/> <input type="checkbox"/> <input type="checkbox"/>	<input type="checkbox"/> <input type="checkbox"/> <input type="checkbox"/>	<input type="checkbox"/> <input type="checkbox"/>	42.0#
		24 x 96"	TP8	<input type="checkbox"/> <input type="checkbox"/> <input type="checkbox"/>	<input type="checkbox"/> <input type="checkbox"/> <input type="checkbox"/>	<input type="checkbox"/> <input type="checkbox"/>	53.0#
		30 x 60"	NP5	<input type="checkbox"/> <input type="checkbox"/> <input type="checkbox"/>	<input type="checkbox"/> <input type="checkbox"/> <input type="checkbox"/>	<input type="checkbox"/> <input type="checkbox"/>	47.0#
		30 x 72"	NP6	<input type="checkbox"/> <input type="checkbox"/> <input type="checkbox"/>	<input type="checkbox"/> <input type="checkbox"/> <input type="checkbox"/>	<input type="checkbox"/> <input type="checkbox"/>	57.0#
		30 x 96"	NP8	<input type="checkbox"/> <input type="checkbox"/> <input type="checkbox"/>	<input type="checkbox"/> <input type="checkbox"/> <input type="checkbox"/>	<input type="checkbox"/> <input type="checkbox"/>	71.0#
		36 x 72"	WP6	<input type="checkbox"/> <input type="checkbox"/> <input type="checkbox"/>	<input type="checkbox"/> <input type="checkbox"/> <input type="checkbox"/>	<input type="checkbox"/> <input type="checkbox"/>	64.0#
		36 x 96"	WP8	<input type="checkbox"/> <input type="checkbox"/> <input type="checkbox"/>	<input type="checkbox"/> <input type="checkbox"/> <input type="checkbox"/>	<input type="checkbox"/> <input type="checkbox"/>	80.0#
 RTP	<b>Adjustable Height Folding Table - Lightweight Core Top</b> <ul style="list-style-type: none"> <li>Lightweight core top</li> <li>High-pressure laminate surface and backer with bullnose edge</li> <li>Apron color based on the leg color selected, brown goes with brown and beige legs, all others will get black</li> <li>Legs equipped with safety lock</li> <li>Polyalloner feet</li> <li>Height adjustable in 1" increments</li> </ul>	30 x 72"	NP6A	<input type="checkbox"/> <input type="checkbox"/> <input type="checkbox"/>	<input type="checkbox"/> <input type="checkbox"/> <input type="checkbox"/>	<input type="checkbox"/> <input type="checkbox"/>	60.0#
		30 x 96"	NP8A	<input type="checkbox"/> <input type="checkbox"/> <input type="checkbox"/>	<input type="checkbox"/> <input type="checkbox"/> <input type="checkbox"/>	<input type="checkbox"/> <input type="checkbox"/>	74.0#
		36 x 72"	WP6A	<input type="checkbox"/> <input type="checkbox"/> <input type="checkbox"/>	<input type="checkbox"/> <input type="checkbox"/> <input type="checkbox"/>	<input type="checkbox"/> <input type="checkbox"/>	67.0#
		36 x 96"	WP8A	<input type="checkbox"/> <input type="checkbox"/> <input type="checkbox"/>	<input type="checkbox"/> <input type="checkbox"/> <input type="checkbox"/>	<input type="checkbox"/> <input type="checkbox"/>	83.0#
 RDP	<b>Round Folding Table - Solid Core Top</b> <ul style="list-style-type: none"> <li>Top made of a single piece of 5/8" thick particleboard</li> <li>High-pressure laminate surface and backer with bullnose edge</li> <li>Apron color based on the leg color selected, brown goes with brown and beige legs, all others will get black</li> <li>Legs equipped with two-piece lock</li> <li>Polyalloner feet</li> </ul>	60" Diameter	RP5	<input type="checkbox"/> <input type="checkbox"/> <input type="checkbox"/>	<input type="checkbox"/> <input type="checkbox"/> <input type="checkbox"/>	<input type="checkbox"/> <input type="checkbox"/>	102.0#

**A**   **B**   **C**   **D**

## HOW TO ORDER

Indicate the following information on order form:

- Quantity of each item.
- Model number, including options. See "How To Build a Model Number".
- Any special service required.

Note: • The  indicates that a choice is required.

- The absence of the  indicates that no choice is required.
- Alpha-numeric characters in place of  indicate that no other alternatives are available.

## HOW TO BUILD A MODEL NUMBER

- A** Select basic model.
- B** Select laminate color.  
Refer to color addendum at [ki.com](http://ki.com) or KI Fabrics & Finishes binder.
- C** Select edge color.  
Refer to color addendum at [ki.com](http://ki.com) or KI Fabrics & Finishes binder.  
Edge color offerings are based on edge style selections.
- D** Select leg color.  
Refer to color addendum at [ki.com](http://ki.com) or KI Fabrics & Finishes binder.



# Premier® Folding Tables

Delivered Pricing	Freight Excluded Pricing
\$ 343	\$ 290
370	313
339	284
354	290
374	316
362	310
396	341
<hr/>	
\$ 364	\$ 294
385	322
370	318
408	351
<hr/>	
\$ 505	\$ 428

**SPECIAL SERVICES**

**Special Carton Marking**

With specially marked information N/C

**Shipping**

Shipped **assembled f.o.b. (freight excluded) or freight prepaid f.o.b. (delivered) Bonduel, Wisconsin 54107** factory. Freight class #85.

Specifications and prices are subject to change without prior notice.

# Heritage™ Folding Tables

## General Information




Heritage™ Fixed Leg



Heritage™ Adjustable Leg

### Features

Solid core top	•	•
High-pressure laminate top	•	•
Bullnose edge	•	•
Round legs	•	•
<b>General Dimensions</b>		
Standard height	29"	
Width range	18 - 36"	30 - 36"
Length range	60 - 96"	72 - 96"
Adjustable height range		23-3/4" - 34-3/4"



### Solid Core

- A. High-pressure laminate surface.
- B. 3/4" thick, high-density, high-strength Particleboard solid core top.
- C. Standard one-piece, roll-formed, 18-gauge steel apron.
- D. Extruded vinyl bullnose edge. Bradded at the joint.

### SPECIFICATIONS

#### Table, Legs and Frames

Legs fold in pairs. Constructed of 18-gauge seam-welded tubular steel. Folding linkage, hinges, locks and fastening hardware of die-formed steel. Aprons are roll-formed for solid, one-piece construction, fastened to top with screws.

#### Rectangular Tables, Round Legs

1-1/8" o.d. steel tubing. Powder coat legs have polypropylene feet.

#### Adjustable Height Table Legs

1" o.d. tubing upper section; 7/8" o.d. telescoping section. Die-formed steel housing and lock mechanisms; spring-loaded safety lock. Height adjusts in 1" increments in a 23-3/4" to 34-3/4" height range. Non-marring polypropylene feet.

#### Wishbone Legs

18" wide tables have 1" o.d., steel tubing with knifelock hinge. 16-gauge, 2-1/4" die-

formed steel apron.

#### Table Tops

3/4" thick particleboard core with high-pressure laminate surface. Extruded bullnose edges are "T"-shaped with serrations mechanically locked into table with brads at the joint.

KI tables can hold a maximum of 1.5 lbs for each inch of perimeter evenly distributed over the top.

#### Enamel Finish

Powder coat finish on legs and frame.





**INFORMATION**

**Warranty**

Refer to KI Terms & Conditions document  
or visit [ki.com](http://ki.com)

# Heritage™ Folding Tables

	MODEL	SIZE	MODEL NUMBER				Approx. Packaged Weight
			Basic Model	Laminate Color	Edge Color	Leg Color	
 HRT	<b>Fixed Height Folding Table - Solid Core Top</b> <ul style="list-style-type: none"> <li>High-pressure textured plastic laminate surface with bullnose edge</li> <li>Apron color based on the leg color selected, brown goes with brown and beige legs, all others will get black</li> <li>Legs equipped with safety lock</li> <li>Legs fold flat within frame for storage</li> <li>Polypropylene feet</li> </ul>	24 x 72"	TH6	<input type="checkbox"/> <input type="checkbox"/>	<input type="checkbox"/> <input type="checkbox"/>	<input type="checkbox"/>	59.0#
		24 x 96"	TH8	<input type="checkbox"/> <input type="checkbox"/>	<input type="checkbox"/> <input type="checkbox"/>	<input type="checkbox"/>	76.0#
		30 x 60"	NH5	<input type="checkbox"/> <input type="checkbox"/>	<input type="checkbox"/> <input type="checkbox"/>	<input type="checkbox"/>	63.0#
		30 x 72"	NH6	<input type="checkbox"/> <input type="checkbox"/>	<input type="checkbox"/> <input type="checkbox"/>	<input type="checkbox"/>	69.0#
		30 x 96"	NH8	<input type="checkbox"/> <input type="checkbox"/>	<input type="checkbox"/> <input type="checkbox"/>	<input type="checkbox"/>	91.0#
		36 x 72"	WH6	<input type="checkbox"/> <input type="checkbox"/>	<input type="checkbox"/> <input type="checkbox"/>	<input type="checkbox"/>	77.0#
		36 x 96"	WH8	<input type="checkbox"/> <input type="checkbox"/>	<input type="checkbox"/> <input type="checkbox"/>	<input type="checkbox"/>	105.0#
 HRT	<b>Adjustable Height Folding Table - Solid Core Top</b> <ul style="list-style-type: none"> <li>High-pressure textured plastic laminate surface with bullnose edge</li> <li>Apron color based on the leg color selected, brown goes with brown and beige legs, all others will get black</li> <li>Legs equipped with safety lock</li> <li>Legs fold flat within frame for storage</li> <li>Safety lock; 1" increment height adjustment</li> <li>Polypropylene feet</li> </ul>	30 x 72"	NH6A	<input type="checkbox"/> <input type="checkbox"/>	<input type="checkbox"/> <input type="checkbox"/>	<input type="checkbox"/>	70.0#
		30 x 96"	NH8A	<input type="checkbox"/> <input type="checkbox"/>	<input type="checkbox"/> <input type="checkbox"/>	<input type="checkbox"/>	92.0#
		36 x 72"	WH6A	<input type="checkbox"/> <input type="checkbox"/>	<input type="checkbox"/> <input type="checkbox"/>	<input type="checkbox"/>	79.0#
		36 x 96"	WH8A	<input type="checkbox"/> <input type="checkbox"/>	<input type="checkbox"/> <input type="checkbox"/>	<input type="checkbox"/>	107.0#

**A**   **B**   **C**   **D**

## HOW TO ORDER

Indicate the following information on order form:

- Quantity of each item.
- Model number, including options. See "How To Build a Model Number".
- Any special service required.

Note:

- The  indicates that a choice is required.
- The absence of the  indicates that no choice is required.
- Alpha-numeric characters in place of  indicate that no other alternatives are available.

## HOW TO BUILD A MODEL NUMBER

- A** Select basic model.
- B** Select laminate color.  
Refer to color addendum at [ki.com](http://ki.com) or KI Fabrics & Finishes binder.
- C** Select edge color.  
Refer to color addendum at [ki.com](http://ki.com) or KI Fabrics & Finishes binder.  
Edge color offerings are based on edge style selections.
- D** Select leg color.  
Refer to color addendum at [ki.com](http://ki.com) or KI Fabrics & Finishes binder.





# Heritage™ Folding Tables

Delivered Pricing	Freight Excluded Pricing
\$ 325	\$ 275
342	290
308	261
317	270
348	290
359	302
385	326
<hr/>	
\$ 334	\$ 283
361	306
372	312
393	333

## SPECIAL SERVICES

### Special Carton Marking

With specially marked information N/C

### Shipping

Shipped **assembled f.o.b. (freight excluded) or freight prepaid f.o.b. (delivered) Bonduel, Wisconsin 54107** factory. Freight class #85.

Specifications and prices are subject to change without prior notice.

# Emissary® Folding Tables

General Information



Emissary® (Heritage) Folding Table



Emissary® (Premier) Folding Table

## Features

Solid core top	•	
Lightweight core		•
High-pressure laminate top	•	•
Bullnose edge	•	•
<b>General Dimensions</b>		
Standard height	29"	29"
Width range	18 & 24"	18 & 24"
Length range	60 - 96"	60 - 96"
Adjustable height range		

## SPECIFICATIONS

### Table, Legs and Frames

Legs fold in pairs. Constructed of 18-gauge seam-welded tubular steel. Folding linkage, hinges, locks and fastening hardware of die-formed steel. Aprons are roll-formed for solid, 1-piece construction, fastened to top with screws.

### Legs

1-1/8" O.D. steel tubing. Powder-coated legs with chrome self-leveling glides.

### Aprons

16-gauge, 2-1/4" die-formed steel. Powder-coated.

### Table Tops

Solid Core (Heritage) Style 3/4" thick particleboard core with .030" high-pressure laminate surface and .030" backing sheet. Extruded bullnose edges are "T" shaped with serrations mechanically locked into table

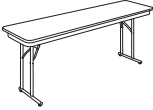
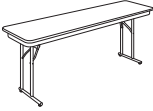
with brads.

Lightweight Core (Premier) Style 5/8" thick particleboard frame with routed cellular core construction. .030" high-pressure laminate surface and .030" backing sheet. Extruded bullnose edges are "T" shaped with serrations mechanically locked into table with brads.

KI tables can hold a maximum of 1.5 lbs for each inch of perimeter evenly distributed over the top.



# Emissary® Folding Tables

			MODEL NUMBER					Approx. Packaged Weight
MODEL	SIZE	Basic Model	Laminate Color	Edge Color	Leg Color	Glide Option		
 SEM	<b>Heritage™ Folding Table</b> <ul style="list-style-type: none"> <li>Solid core tops provide great durability</li> <li>High-pressure plastic laminate surface with bullnose edge</li> <li>Apron color based on the leg color selected, brown goes with brown and beige legs, all others will get black</li> <li>Legs equipped with safety lock</li> <li>Legs fold flat within frame for storage</li> <li>Polypropylene feet</li> </ul>	18 x 60"	SEMH/1860	<input type="checkbox"/> <input type="checkbox"/> <input type="checkbox"/>	<input type="checkbox"/> <input type="checkbox"/> <input type="checkbox"/>	<input type="checkbox"/> <input type="checkbox"/>	SG	40.3#
		18 x 72"	SEMH/1872	<input type="checkbox"/> <input type="checkbox"/> <input type="checkbox"/>	<input type="checkbox"/> <input type="checkbox"/> <input type="checkbox"/>	<input type="checkbox"/> <input type="checkbox"/>	SG	47.8#
		18 x 96"	SEMH/1896	<input type="checkbox"/> <input type="checkbox"/> <input type="checkbox"/>	<input type="checkbox"/> <input type="checkbox"/> <input type="checkbox"/>	<input type="checkbox"/> <input type="checkbox"/>	SG	59.8#
		24 x 60"	SEMH/2460	<input type="checkbox"/> <input type="checkbox"/> <input type="checkbox"/>	<input type="checkbox"/> <input type="checkbox"/> <input type="checkbox"/>	<input type="checkbox"/> <input type="checkbox"/>	SG	49.6#
		24 x 72"	SEMH/2472	<input type="checkbox"/> <input type="checkbox"/> <input type="checkbox"/>	<input type="checkbox"/> <input type="checkbox"/> <input type="checkbox"/>	<input type="checkbox"/> <input type="checkbox"/>	SG	60.3#
		24 x 96"	SEMH/2496	<input type="checkbox"/> <input type="checkbox"/> <input type="checkbox"/>	<input type="checkbox"/> <input type="checkbox"/> <input type="checkbox"/>	<input type="checkbox"/> <input type="checkbox"/>	SG	75.8#
 SEM	<b>Premier® Folding Table</b> <ul style="list-style-type: none"> <li>Lightweight core tops provide superior strength</li> <li>High-pressure plastic laminate surface with bullnose edge</li> <li>Apron color based on the leg color selected, brown goes with brown and beige legs, all others will get black</li> <li>Legs equipped with safety lock</li> <li>Legs fold flat within frame for storage</li> <li>Polypropylene feet</li> </ul>	18 x 60"	SEMP/1860	<input type="checkbox"/> <input type="checkbox"/> <input type="checkbox"/>	<input type="checkbox"/> <input type="checkbox"/> <input type="checkbox"/>	<input type="checkbox"/> <input type="checkbox"/>	SG	34.7#
		18 x 72"	SEMP/1872	<input type="checkbox"/> <input type="checkbox"/> <input type="checkbox"/>	<input type="checkbox"/> <input type="checkbox"/> <input type="checkbox"/>	<input type="checkbox"/> <input type="checkbox"/>	SG	39.1#
		18 x 96"	SEMP/1896	<input type="checkbox"/> <input type="checkbox"/> <input type="checkbox"/>	<input type="checkbox"/> <input type="checkbox"/> <input type="checkbox"/>	<input type="checkbox"/> <input type="checkbox"/>	SG	48.2#
		24 x 60"	SEMP/2460	<input type="checkbox"/> <input type="checkbox"/> <input type="checkbox"/>	<input type="checkbox"/> <input type="checkbox"/> <input type="checkbox"/>	<input type="checkbox"/> <input type="checkbox"/>	SG	43.1#
		24 x 72"	SEMP/2472	<input type="checkbox"/> <input type="checkbox"/> <input type="checkbox"/>	<input type="checkbox"/> <input type="checkbox"/> <input type="checkbox"/>	<input type="checkbox"/> <input type="checkbox"/>	SG	48.7#
		24 x 96"	SEMP/2496	<input type="checkbox"/> <input type="checkbox"/> <input type="checkbox"/>	<input type="checkbox"/> <input type="checkbox"/> <input type="checkbox"/>	<input type="checkbox"/> <input type="checkbox"/>	SG	49.8#

A

B

C

D

E

## HOW TO ORDER

Indicate the following information on order form:

- Quantity of each item.
- Model number, including options. See "How To Build a Model Number".
- Any special service required.

Note: • The  indicates that a choice is required.

- The absence of the  indicates that no choice is required.
- Alpha-numeric characters in place of  indicate that no other alternatives are available.

## HOW TO BUILD A MODEL NUMBER

- A** Select basic model.
- B** Select laminate color.  
Refer to color addendum at [ki.com](http://ki.com) or KI Fabrics & Finishes binder.
- C** Select edge color.  
Refer to color addendum at [ki.com](http://ki.com) or KI Fabrics & Finishes binder.  
Edge color offerings are based on edge style selections.
- D** Select leg color.  
Refer to color addendum at [ki.com](http://ki.com) or KI Fabrics & Finishes binder.
- E** Select base option.  
**SG** - Steel glides



Delivered Pricing	Freight Excluded Pricing
\$ 332	\$ 278
346	290
360	310
357	307
370	318
386	331
\$ 363	\$ 305
379	317
404	336
387	327
416	348
443	372

**SPECIAL SERVICES**

**Special Carton Marking**

With specially marked information N/C

**Shipping**

Shipped **assembled f.o.b. (freight excluded) or freight prepaid f.o.b. (delivered) Bonduel, Wisconsin 54107** factory. Freight class #85.

Specifications and prices are subject to change without prior notice.

# DuraLite® Lightweight Folding Tables

## General Information



Rectangular Top


Round Top

### Features

Honeycomb cellular core	•	•
High-impact ABS surface	•	•
Corner protection covers	•	•
Aluminum framework	•	•
Adjustable legs		

### General Dimensions

Height range	29"	29"
Width range	30"	60 - 72"
Length range	60 - 96"	60 - 72"



### Honeycomb Core

- A. Honeycomb core
- B. Sonically welded edges
- C. Molded corner covers
- D. Aluminum beam structure
- E. Aluminum leg plate attached to aluminum beam
- F. .080" thick co-extruded ABS top shell
- G. .095" thick co-extruded ABS bottom shell
- H. Edge extrusion

## SPECIFICATIONS

### Table Top

The top is composed of a .080" thick, high impact Lustran 752 ABS top shell, internal core, internal framework and .095" thick high impact Lustran 752 ABS bottom shell, chemically bonded together. Edges of top and bottom shell are ultrasonically welded together to form a fully enclosed unit that cannot separate and is impervious to moisture seepage. The 3/4" thick table edge accepts standard industry skirt clips and is protected by a polypropylene edge bumper which allows for rigorous use and ensures a smooth, snag-free edge.

ABS top and bottom shells are supplied in a "flatline haircell" texture which provides the optimal combination of concealment to scratches.

The undersurface is clean and smooth for better appearance and discourages collection of gum or other undesirable materials.

Four black rubber stacking bumpers are attached to the underside of each table top to protect table surfaces when stacked, and to keep loads from shifting on table caddies.

KI tables can hold a maximum of 1.5 lbs for each inch of perimeter evenly distributed over the top.

### Internal Framework

Extruded aluminum channels create a framework around the entire perimeter of the top and are joined at the corners with a molded, high-impact polycarbonate corner reinforcing bracket. Unique aluminum leg attachment brackets attach directly to the aluminum side channels, creating superior strength.

### Internal Core

3/4" thick honeycomb cellular core is chemically bonded under pressure to the top and bottom shells creating excellent rigidity and strength with minimum added weight.

### Corner Protection Covers

Rectangular table corners are protected by an exclusive high-impact polycarbonate corner cover. These are field-replaceable to allow table corners to be "freshened up" in case of damage from misuse or abuse.

### Table Legs

Fixed height legs are constructed of 18-gauge, 1-1/8" o.d., seam-welded tubular steel with a non-marring polyethylene glide. Folding linkage, hinges, locks and fastening hardware are of heavy-duty die-formed steel. The leg lock is a gravity operated C-shape designed to prevent binding in the leg mechanism during the folding process. Leg uprights are attached to the inverse-U shaped lower section by "fish-mouthing" the uprights to match the curvature of the lower section tubing and are securely welded together. Metal-to-metal leg attachment to table top ensures durability and allows for sure and easy leg replacement, if necessary. Legs and mechanisms are furnished in a

high quality black electrostatically applied and baked on enamel finish.



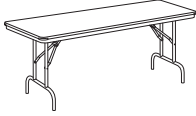

---

## INFORMATION

### Warranty

Refer to KI Terms & Conditions document  
or visit [ki.com](http://ki.com)

# DuraLite® Lightweight Folding Tables

	MODEL	SIZE	MODEL NUMBER			Approx. Packaged Weight	
			Basic Model	Top Color	Frame Color		
 <p>DLT</p>	<b>Rectangular Tables, Fixed Height</b> • Temp rating for the top is 180 degree F	30 x 60"	DL3060	<input type="checkbox"/> <input type="checkbox"/> <input type="checkbox"/>	BL	41.0#	
		30 x 72"	DL3072	<input type="checkbox"/> <input type="checkbox"/> <input type="checkbox"/>	BL	43.0#	
		30 x 96"	DL3096	<input type="checkbox"/> <input type="checkbox"/> <input type="checkbox"/>	BL	52.0#	
 <p>DLT</p>	<b>Round Tables, Fixed Height</b> • Temp rating for the top is 180 degree F	60" Diameter	DLR60	<input type="checkbox"/> <input type="checkbox"/> <input type="checkbox"/>	BL	58.0#	
		72" Diameter	DLR72	<input type="checkbox"/> <input type="checkbox"/> <input type="checkbox"/>	BL	71.0#	
			<b>A</b>	<b>B</b>	<b>C</b>		

## HOW TO ORDER

Indicate the following information on order form:

1. Quantity of each item.
2. Model number, including options. See "How To Build a Model Number".
3. Any special service required.

Note: • The  indicates that a choice is required.

- The absence of the  indicates that no choice is required.
- Alpha-numeric characters in place of  indicate that no other alternatives are available.

## HOW TO BUILD A MODEL NUMBER

- A** Select basic model.
- B** Select top color.  
Includes top and bottom shell and edge band.  
Refer to color addendum at [ki.com](http://ki.com) or KI Fabrics & Finishes binder.
- C** Select frame color.  
**BL** - Black  
Refer to color addendum at [ki.com](http://ki.com) or KI Fabrics & Finishes binder.





# DuraLite® Lightweight Folding Tables

Delivered Pricing	Freight Excluded Pricing
\$ 406	\$ 301
478	343
510	415
<hr/>	
\$ 604	\$ 519
780	675

**SPECIAL SERVICES**

**Special Carton Marking**

With specially marked information N/C

**Shipping**

Shipped **assembled f.o.b. (freight excluded) or freight prepaid f.o.b. (delivered) Tupelo, Mississippi 38804** factory. Freight class #85.

Specifications and prices are subject to change without prior notice.

# ValueLite® Folding Tables

General Information



ValueLite® Rectangle Top



ValueLite® Round Top

## Features

Blow molded top	•	•
Folding frames	•	•
Steel framework	•	•
Round legs	•	•

## General Dimensions

Height	29"	29"
Width range	30"	48, 60, 71"
Length range	60 - 96"	48, 60, 71"
Stack height	2-1/8" - 2-1/4"	3-5/8"

## SPECIFICATIONS

### Table Top

The top is composed of high density polyethylene. The blow molded top is seamless, eliminating the possibility of separation. Added UV inhibitors prevent fading and maintain appearance. The polyethylene tops are resistant to stains and easy to clean.

KI tables can hold a maximum of 1.5 lbs for each inch of perimeter evenly distributed over the top.

### Rectangle Table Legs

Fixed height legs are constructed of 19 ga. 1-1/8" tubing O.D., seam-welded tubular steel with non-marring feet. Folding linkage, hinges, locks and fastening hardware are of heavy-duty die-formed steel. The gravity operated chain link leg lock puts 200% more material at the point of stress. Leg brace below the bend is stronger than common u-shaped legs.

### Round Table Legs

Fixed height legs are constructed of 19 ga. 1-1/4" tubing O.D., seam-welded tubular steel with non-marring feet with snap lock legs.

Legs and mechanisms are furnished in a high quality, black hammertone powder coat finish.





**INFORMATION**

**Warranty**

Refer to KI Terms & Conditions document  
or visit [ki.com](http://ki.com)

# ValueLite® Folding Tables

	MODEL	MODEL NUMBER	
		Basic Model	Approx. Packaged Weight
 <p>HRDPT</p>	<b>Rectangle Tables</b> <ul style="list-style-type: none"> <li>• For indoor and outdoor use</li> <li>• Top constructed of lightweight blow molded high density polyethylene plastic with added UV inhibitors</li> <li>• Seam-welded tubular steel legs fold within the frame</li> <li>• Safety lock</li> <li>• Frame and legs have a black hammer-tone powder coat finish</li> <li>• Polypropylene feet</li> <li>• Top thickness is 1-7/8"</li> </ul>	VL.3060.BL.WH	30.0#
		VL.3072.BL.WH	35.0#
		VL.3096.BL.WH	48.0#
<p>HRDPT</p>	<b>Rectangular Table-Folds in Half</b> <ul style="list-style-type: none"> <li>• For indoor and outdoor use</li> <li>• Top constructed of lightweight blow molded high density polyethylene plastic with added UV inhibitors</li> <li>• Seam-welded tubular steel legs fold within the frame</li> <li>• Safety lock</li> <li>• Frame and legs have a black hammer-tone powder coat finish</li> <li>• Polypropylene feet</li> <li>• Table top folds in half, latch and carrying handle allow for convenient transport</li> <li>• Top thickness is 1-7/8"</li> </ul>	VLF.3072.BL.WH	47.0#
 <p>HRDPT</p>	<b>Round Tables</b> <ul style="list-style-type: none"> <li>• For indoor and outdoor use</li> <li>• Top constructed of lightweight blow molded high density polyethylene plastic with added UV inhibitors</li> <li>• Seam-welded tubular steel legs fold within the frame</li> <li>• Snap lock legs</li> <li>• Frame and legs have a black hammer-tone powder coat finish</li> <li>• Polypropylene feet</li> <li>• Storage caddy KTR9 holds - 12 ea</li> <li>• Top thickness is 1-7/8"</li> </ul>	VL.48R.BL.WH	34.0#
		VL.60R.BL.WH	53.0#
		VL.71R.BL.WH	73.0#

**A**

## HOW TO ORDER

Indicate the following information on order form:

1. Quantity of each item.
2. Model number, including options. See "How To Build a Model Number".
3. Any special service required.

Note: • The  indicates that a choice is required.

- The absence of the  indicates that no choice is required.
- Alpha-numeric characters in place of  indicate that no other alternatives are available.

## HOW TO BUILD A MODEL NUMBER

- A** Select basic model.



# ValueLite® Folding Tables

Delivered Pricing	Freight Excluded Pricing
\$ 260	\$ 135
287	155
333	207

\$ 264	\$ 171
--------	--------

\$ 333	\$ 187
406	291
500	405

### SPECIAL SERVICES

#### Special Carton Marking

With specially marked information N/C

#### Shipping

Shipped **assembled f.o.b. Tupelo, Mississippi 38804** factory. Freight class #70.

Specifications and prices are subject to change without prior notice.

# ValueLite® Folding Tables

	MODEL	MODEL NUMBER	Approx. Packaged Weight
		Basic Model	
HRDPT	<b>Square Tables</b> <ul style="list-style-type: none"> <li>• For indoor and outdoor use</li> <li>• Top constructed of lightweight blow molded high density polyethylene plastic with added UV inhibitors</li> <li>• Seam-welded tubular steel legs fold within the frame</li> <li>• Safety lock</li> <li>• Frame and legs have a black hammer-tone powder coat finish</li> <li>• Polypropylene feet</li> <li>• Top thickness is 1-7/8"</li> </ul>	VL.3636.BL.WH	26.0#

**A**

## HOW TO ORDER

Indicate the following information on order form:

1. Quantity of each item.
2. Model number, including options. See "How To Build a Model Number".
3. Any special service required.

Note:

- The  indicates that a choice is required.
- The absence of the  indicates that no choice is required.
- Alpha-numeric characters in place of  indicate that no other alternatives are available.

## HOW TO BUILD A MODEL NUMBER

**A** Select basic model.



# Folding Table Storage and Accessories

## General Information



**Vertical Storage Caddy (KTV68)**

**Horizontal Storage Caddy (KTH6)**

### Features

Rectangular or square table storage	•	•
Standard beige enamel finish	•	•
Stackable for storage	•	•
Capacity	9 (8 for Premier® / 8 for Emissary®)	10 (7 for Emissary®)

### General Dimensions

Length	78"	78"
Width	26-5/8"	26-5/8"
Height from floor	28-1/8"	32"
Casters	4"	4"

## SPECIFICATIONS

### KTV and KTH Table Caddy Frames

Uni-welded construction with all components welded into an integral unit. 16-gauge, 1-1/2" x 4-1/2" angle steel side members with 2-1/4" x 7" channel steel cross members. 18-gauge, 1-1/8" o.d. tubular removable endposts and sideposts.

### KTR9 Table Caddy Frame

14-gauge, 1" x 2" seam-welded tubular steel frame welded into an integral unit. Tubular steel table supports of 1-1/8" o.d., 18-gauge seam-welded tubular steel; removable.

### Table Caddy Wheels

Black phenolic wheels with roller bearings; 2 fixed and 2 swivel. KTV and KTH have 4" wheels; KTR9 has 5" wheels. (Not recommended for wood floors.)

### Enamel

Nonchipping enamel is electrostatically applied, then baked; alkyd urea formula.





# Folding Table Storage and Accessories

General Information



Horizontal Storage Caddy (KTH8)

Vertical Storage Caddy (KTR9)

## Features

Rectangular or square table storage	•	•
Standard beige enamel finish	•	•
Stackable for storage	•	•
Capacity	10 (7 for Emissary®)	8 (10 for Duralite®)
<b>General Dimensions</b>		
Length	99-3/8"	55-1/4"
Width	26-5/8"	32-5/8"
Height from floor	32"	44-3/4"
Casters	4"	5"

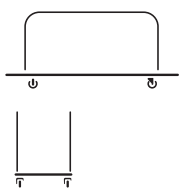
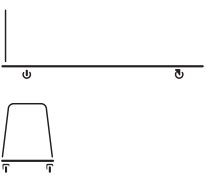
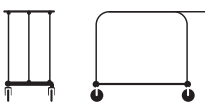
## INFORMATION

### Warranty

Refer to KI Terms & Conditions document or visit [ki.com](http://ki.com)

# Folding Table Storage/Accessories

Storage and Accessories

	MODEL	W x L	MODEL NUMBER			Approx. Packaged Weight
			Basic Model	Enamel Color	Base	
 <p>TCAD</p>	<b>Folding Table Vertical Storage Caddy</b> <ul style="list-style-type: none"> <li>Capacity: 9 tables (8 for Premier® / 8 for Emissary®)</li> <li>For 6' or 8' rectangular or square table storage</li> <li>Four 4" wheels: 2 fixed, 2 swivel for maneuverability</li> <li>28-1/8" high from floor empty</li> <li>Sideposts are removable for stacking empty caddies</li> <li>Beige enamel finish standard (additional colors available at an upcharge)</li> </ul>	26-5/8 x 78"	KTV68	BE	<input type="checkbox"/> <input type="checkbox"/>	70.0#
 <p>TCAD</p>	<b>Folding Table Horizontal Storage</b> <ul style="list-style-type: none"> <li>Capacity: 10 tables (7 for Emissary®)</li> <li>For 6' or 8' rectangular or square table storage</li> <li>Four 4" wheels: 2 fixed, 2 swivel for maneuverability</li> <li>32" high from floor empty</li> <li>Endposts are removable for stacking empty caddies</li> <li>Beige enamel finish standard (additional colors available at an upcharge)</li> </ul>	26-5/8 x 78"	KTH6	BE	<input type="checkbox"/> <input type="checkbox"/>	53.0#
		26-5/8 x 99-3/8"	KTH8	BE	<input type="checkbox"/> <input type="checkbox"/>	68.0#
 <p>TCAD</p>	<b>Folding Table Vertical Storage Caddy</b> <ul style="list-style-type: none"> <li>Capacity: 8 Tables (10 for DuraLite®)</li> <li>For 4', 5' or 6' diameter round table storage</li> <li>Four 5" wheels: 2 fixed, 2 swivel for maneuverability</li> <li>44-3/4" high from floor empty</li> <li>Endposts are removable for stacking empty caddies</li> <li>Beige enamel finish standard (additional colors available at an upcharge)</li> <li>Maximum weight 880 lbs.</li> </ul>	32-5/8 x 55-1/4"	KTR9	BE	<input type="checkbox"/> <input type="checkbox"/>	63.0#

**A**   **B**   **C**

## HOW TO ORDER

Indicate the following information on order form:

- Quantity of each item.
- Model number, including options. See "How To Build a Model Number".
- Any special service required.

Note: • The  indicates that a choice is required.

- The absence of the  indicates that no choice is required.
- Alpha-numeric characters in place of  indicate that no other alternatives are available.

## HOW TO BUILD A MODEL NUMBER

- A** Select basic model.
- B** Select enamel finish.  
**BE** - Beige  
Refer to color addendum at [ki.com](http://ki.com) or KI Fabrics & Finishes binder.
- C** Select base option.  
**C** - Standard wheels  
**SC** - All swivel wheels; add \$21



# Folding Table Storage/Accessories

Storage and Accessories

Delivered Pricing	Freight Excluded Pricing
\$ 588	\$ 479

\$ 485	\$ 382
530	415

\$ 830	\$ 664
--------	--------

### SPECIAL SERVICES

#### Special Carton Marking

With specially marked information N/C

#### Shipping

Shipped **knockdown f.o.b. (freight excluded) or freight prepaid f.o.b. (delivered)** Bonduel, Wisconsin 54107 factory. Freight class #85.

Specifications and prices are subject to change without prior notice.

# Folding Table Storage/Accessories

Storage and Accessories

	MODEL	Features	MODEL NUMBER		Approx. Packaged Weight
			Basic Model	Frame Color	
HRDPT	<b>Round Folding Legs</b> • 1-1/8" round tubular steel • Enamel finish • Polypropylene feet • Hardware included	30"W and 36"W Solid and Honeycomb	87.0111.A	<input type="checkbox"/>	15.0#
		24"W	87.0126.A	<input type="checkbox"/>	15.0#
HRDPT	<b>Wishbone Folding Legs</b> • 1" round tubular steel • Enamel finish • Polypropylene feet • Hardware included	48", 60" Round	87.0010.P	<input type="checkbox"/>	18.0#
HRDPT	<b>Adjustable Height Folding Legs</b> • 1" round tubular steel • Height adjustment 23-3/4" to 34-3/4" in 1" increments (includes allowance for 3/4" top) • Enamel finish • Polypropylene feet	30"W and 36"W	87.0147.A	<input type="checkbox"/>	18.0#
HRDPT	<b>Replacement Feet for Tables</b> • 1-1/8" diameter • Beige is standard color	Cap Style Foot	NN.06.0001	<input type="checkbox"/>	0.0#
HRDPT	<b>Replacement Feet for Tables</b> • 1" diameter polypropylene feet • Beige only		06.0019		0.0#

**A**

**B**

## HOW TO ORDER

Indicate the following information on order form:

- Quantity of each item.
- Model number, including options. See "How To Build a Model Number".
- Any special service required.

Note: • The  indicates that a choice is required.

- The absence of the  indicates that no choice is required.
- Alpha-numeric characters in place of  indicate that no other alternatives are available.

## HOW TO BUILD A MODEL NUMBER

- A** Select basic model.
- B** Select frame color.  
Refer to color addendum at [ki.com](http://ki.com) or KI Fabrics & Finishes binder.



# Folding Table Storage/Accessories

Storage and Accessories

Delivered Pricing	Freight Excluded Pricing
\$ 93	\$ 61
103	71
\$ 184	\$ 143
\$ 118	\$ 89
\$ 1	\$ 1
\$ 1	\$ 1

### SPECIAL SERVICES

#### Special Carton Marking

With specially marked information N/C

#### Shipping

Shipped **knockdown f.o.b. (freight excluded) or freight prepaid f.o.b. (delivered) Bonduel, Wisconsin 54107** factory. Freight class #85.

Specifications and prices are subject to change without prior notice.

# Index

Model No.	Description	Page	Model No.	Description	Page
06.0019	Storage and Accessories: Replacement Feet for Tables	90			
87.0010.P	Storage and Accessories: Wishbone Folding Legs	90			
87.0111.A	Storage and Accessories: Round Folding Legs	90			
87.0147.A	Storage and Accessories: Adjustable Height Folding Legs	90			
DL3060	Rectangular Tables, Fixed Height	78			
DLR60	Round Tables, Fixed Height	78			
KTH6	Storage and Accessories: Folding Table Horizontal Storage	88			
KTR9	Storage and Accessories: Folding Table Vertical Storage Caddy	88			
KTV68	Storage and Accessories: Folding Table Vertical Storage Caddy	88			
NH6A	Adjustable Height Folding Table - Solid Core Top	70			
NN.06.0001	Storage and Accessories: Replacement Feet for Tables	90			
NP6A	Adjustable Height Folding Table- Lightweight Core Top	66			
RP5	Round Folding Table - Solid Core Top	66			
SEMH/1860	Heritage™ Folding Table	74			
SEMP/1860	Premier® Folding Table	74			
TH6	Fixed Height Folding Table - Solid Core Top	70			
TP6	Fixed Height Folding Table - Lightweight Core Top	66			
UCB8	Uniframe® Convertible Bench: Convertible Bench	60			
UF084/CX	Rectangular Table with Stool Seats: Rectangular Table with Stools - Thermoset Hard Plastic	10			
UF084/PY	Rectangular Table with Stool Seats: Rectangular Table with Stool Seats - Polypropylene	8			
UF08BE	Rectangular Table with Benches: Rectangular Table with Benches	4			
UF12SB	Rectangular Table with Split Benches: Rectangular Table with Split Benches	6			
UFHX4	Hexagonal Table: Hexagonal Table - Without Seating	30			
UFOC5	Octagonal Table: Octagonal Table - Without Seating	32			
UFOV66	Oval Table: Oval Table - Without Seating	26			
UFRD4	Round Table: Round Table - Without Seating	24			
UFRD58/CX	Round Table with Stool Seats: Round Table with Stool Seats - Thermoset Hard Plastic	18			
UFRD58/PY	Round Table with Stool Seats: Round Table with Stool Seats - Polypropylene	16			
UFRD5SB	Round Table with Split Benches: Round Table with Split Benches	14			
UFRT08	Rectangular Table: Rectangular Table - Without Seating	22			
UFSQ4	Square Table: Square Table - Without Seating	28			
UFSU4	Round Stand-up Height Table: Round Stand-up Height Table - Without Seating	34			
VL.3060.BL.WH	Rectangle Tables	82			
VL.48R.BL.WH	Round Tables	82			
WAUF126/CX	Rectangular Table with Stool Seats: WA Rectangular Table w/Stools - Thermoset Hard Plastic	42			
WAUF126/PY	Rectangular Table with Stool Seats: WA Rectangular Table with Stool Seats - Polypropylene	40			
WAUF12BE	Rectangular Table with Benches: Wheelchair Accessible Rectangular Table with Benches	38			
WAUFHX4	Hexagonal Table: Wheelchair Accessible Hexagonal Table - Without Seating	54			
WAUFOC5	Octagonal Table: Wheelchair Accessible Octagonal Table - Without Seating	56			
WAUFOV66	Oval Table: Wheelchair Accessible Oval Table - Without Seating	50			
WAUFRD4	Round Table: Wheelchair Accessible Round Table - Without Seating	48			
WAUFRT08	Rectangular Table: Wheelchair Accessible Rectangular Table - Without Seating	46			
WAUFSQ4	Square Table: Wheelchair Accessible Square Table - Without Seating	52			





KI  
1330 Bellevue Street  
P.O. Box 8100  
Green Bay, Wisconsin 54308-8100  
1-800-424-2432  
[www.ki.com](http://www.ki.com)

KI and Furnishing Knowledge  
are registered trademarks  
of Krueger International, Inc.

© 2011 KI  
All Rights Reserved.  
Litho in USA.  
Code KI-11487R2/KI/VL/211

Printed using only water-based inks,  
including metallics. Please recycle.